



Security Tech Germany

nothingbut

www.PADLOCKS.co.uk

OCCUPATIONAL SAFETY

**LOCKOUT / TAGOUT
WITH SYSTEM**

Is your company ready for LoTo?



PROTECT THE LIVES OF YOUR EMPLOYEES

Ensure a safe working environment!

With a complete lockout/tagout system, you can ensure that your employees are able to perform maintenance work without worrying about their safety or fearing for their lives. This provides added security, which not only helps to prevent accidents caused by the unexpected start-up of machinery and equipment, but also encourages employees to deal with hazards consciously and safely and optimises internal processes.

In addition to a targeted lockout/tagout configuration, the choice of suitable locking systems and devices determines the level of safety for your employees. ABUS offers an extensive range of suitable padlocks and locking devices which meet lockout/tagout requirements, giving you and your employees the good feeling of security.

The new highlights of our lockout/tagout range:

- **THE NEW 76 SERIES SAFETY LOCK**
The new dimension with over 150,000 guaranteed key variations
- **THE ABUS LOCKPOINT**
The flexible and adaptable storage solution to provide lockout locks for your employees
- **E245**
The first lockout device for motor circuit breakers in the world
- **THE NEW V500 UNIVERSAL VALVE LOCKOUT DEVICE**
for every type and size of ball valve handle
- **B810 PERMIT REDBOX™**
combines permit to work with storing your machinery locks
- **THE NEW T100/150 LOTO TAGS BY ABUS**
delivered in a resealable dispenser box



THE SAFETY LOCKS 76 SERIES 74 SERIES 72 SERIES

The safety locks are the versatile cornerstones of lockout/tagout processes. They make for clear and direct communication, as they immediately signal that: "This area of the machine is blocked off from unauthorised access." In this way, you can prevent injuries and fatal accidents.

PS88
00117 8

We recommend our ABUS maintenance spray PS88 for the maintenance of your locking cylinder



76 SERIES SAFETY LOCKS THE INNOVATION OF SAFETY LOCKS

The 76 series characterises a new dimension when it comes to lockout/tagout. With the world innovation, the 8-pin cylinder, over 150,000 guaranteed key variations are possible. In order to meet your requirements for a wide range of applications, the lock is available with 9 different shackle variants.

This way, no wish is left unfulfilled. Locking authorisations at various levels are also just as easy to achieve as mapping complex structures. Aspects where conventional master key systems leave something to be desired are where the new 76 series really takes off.



TECHNOLOGY & DETAILS

- Solid aluminium body: lightweight yet stable and durable
- Plastic casing in 10 different colours
- Automatic locking for user convenience and key retention function for greater safety
- Large variety of shackles: Steel, steel with plastic casing, stainless steel, plastic or flexible cable
- Precision cylinder with 8 pins
- Extremely resilient, coated brass key

THE ADDED VALUE FOR YOU

It's not just the high number of guaranteed key variations that speak for the new 76 series: the V-shaped incisions in the key provide absolute precision, thus increasing security during the locking process.



76BSI/40

- Steel shackle
- Diameter: 4.76 mm
- Shackle height 38 mm and 75 mm

The **all-rounder** for a variety of applications.



76I/40

- Shackle made of steel with plastic casing
- Diameter: 6.5 mm
- Shackle height 38 mm and 75 mm

Use with sensitive or delicate equipment. The **plastic casing protects against scratches** and also acts as **electrical insulation**.



76IB/40

- Stainless-steel shackle
- Diameter: 4.76 mm
- Shackle height 38 mm and 75 mm

Use in situations in which a **weather-resistant lock** is required, or when the ambient conditions call for a **stainless-steel shackle** due to the liquids or substances used.

OVER 150,000
GUARANTEED
DIFFERENT
LOCKING
MECHANISMS



76PS/40



76/40CAB

- Plastic shackle
- Diameter: 4.92 mm
- Shackle height 38 mm

With this shackle, the lock becomes an "electrician's lock". Thanks to its non-conductive properties, it provides adequate protection against electric flashovers. In addition, it is the lightest lock in the series thanks to the weightless shackle.

- Stainless-steel cable with plastic casing
- Diameter: 4.76 mm
- Cable length 20 or 40 cm

Not a rigid shackle. With a flexible cable, this lock is suitable for locking out several points at the same time or when the locking points are difficult to access. The cables are available in a choice of 20 cm or 40 cm lengths.

Item	Item description	EAN 4003318	PL dimensions in mm					Locking elements	Weight in kg	
			Lock body thickness	Total height	Lock thickness	Clear shackle width	Clear shackle height			Shackle thickness
76BS/40	76BS/40 ● red	84781 3	40	90	22	20	39	4.76	8	0.125
76BS/40	● yellow 84782 0	76BS/40	● orange 84785 1	76BS/40	● black 84788 2					
76BS/40	● green 84783 7	76BS/40	● purple 84786 8	76BS/40	● grey 84789 9					
76BS/40	● blue 84784 4	76BS/40	○ white 84787 5	76BS/40	● brown 84790 5					
76/40	76/40 ● red	84768 4	40	91	22	19	38	6.5	8	0.126
76/40	● yellow 84769 1	76/40	● orange 84772 1	76/40	● black 84775 2					
76/40	● green 84770 7	76/40	● purple 84773 8	76/40	● grey 84776 9					
76/40	● blue 84771 4	76/40	○ white 84774 5	76/40	● brown 84777 6					
76IB/40	76IB/40 ● red	84794 3	40	90	22	20	39	4.76	8	0.124
76IB/40	● yellow 84795 0	76IB/40	● orange 84798 1	76IB/40	● black 84801 8					
76IB/40	● green 84796 7	76IB/40	● purple 84799 8	76IB/40	● grey 84802 5					
76IB/40	● blue 84797 4	76IB/40	○ white 84800 1	76IB/40	● brown 84803 2					
76PS/40	76PS/40 ● red	84807 0	40	90	22	20	39	4.92	8	0.108
76PS/40	● yellow 84808 7	76PS/40	● orange 84811 7	76PS/40	● black 84814 8					
76PS/40	● green 84809 4	76PS/40	● purple 84812 4	76PS/40	● grey 84815 5					
76PS/40	● blue 84810 0	76PS/40	○ white 84813 1	76PS/40	● brown 84816 2					
76/40HB75	76/40HB75 ● red	84820 9	40	128	22	19	75	6.5	8	0.136
76/40HB75	● yellow 84822 3	76/40HB75	● orange 84829 2	76/40HB75	● black 84832 2					
76/40HB75	● green 84826 1	76/40HB75	● purple 84830 8	76/40HB75	● grey 84833 9					
76/40HB75	● blue 84828 5	76/40HB75	○ white 84831 5	76/40HB75	● brown 84834 6					
76BS/40HB75	76BS/40HB75 ● red	84838 4	40	127	22	20	76	4.76	8	0.134
76BS/40HB75	● yellow 84839 1	76BS/40HB75	● orange 84842 1	76BS/40HB75	● black 84845 2					
76BS/40HB75	● green 84840 7	76BS/40HB75	● purple 84843 8	76BS/40HB75	● grey 84846 9					
76BS/40HB75	● blue 84841 4	76BS/40HB75	○ white 84844 5	76BS/40HB75	● brown 84847 6					
76IB/40HB75	76IB/40HB75 ● red	84851 3	40	127	22	20	76	4.76	8	0.132
76IB/40HB75	● yellow 84852 0	76IB/40HB75	● orange 84855 1	76IB/40HB75	● black 84858 2					
76IB/40HB75	● green 84853 7	76IB/40HB75	● purple 84856 8	76IB/40HB75	● grey 84859 9					
76IB/40HB75	● blue 84854 4	76IB/40HB75	○ white 84857 5	76IB/40HB75	● brown 84860 5					
76/40CAB20	76/40CAB20 ● red	84864 3	40	flexible	22	flexible	flexible up to 90	4.76	8	0.117
76/40CAB20	● yellow 84865 0	76/40CAB20	● orange 84868 1	76/40CAB20	● black 84871 1					
76/40CAB20	● green 84866 7	76/40CAB20	● purple 84869 8	76/40CAB20	● grey 84872 8					
76/40CAB20	● blue 84867 4	76/40CAB20	○ white 84870 4	76/40CAB20	● brown 84873 5					
76/40CAB40	76/40CAB40 ● red	84877 3	40	flexible	22	flexible	flexible up to 190	4.76	8	0.122
76/40CAB40	● yellow 84878 0	76/40CAB40	● orange 84881 0	76/40CAB40	● black 84884 1					
76/40CAB40	● green 84879 7	76/40CAB40	● purple 84882 7	76/40CAB40	● grey 84885 8					
76/40CAB40	● blue 84880 3	76/40CAB40	○ white 84883 4	76/40CAB40	● brown 84886 5					

VARIANTS:	
LockReg	LockReg: Closure numbers are noted and saved
	LockReg expanded: Closure numbers are noted and saved, incl. code marking on the lock
GL	76/40 keyed alike
GL according to design	76/40 keyed alike according to specification
MK / GMK	76/40 master key system codified
	76/40 general master key system codified
SupportBox	Delivery in SupportBox (see page 44)



Item	Item description	EAN 4003318	PL dimensions in mm						Locking elements	Weight in kg
			Lock body thickness	Total height	Lock thick- ness	Clear shackle width	Clear shackle height	Shackle thick- ness		
74/40	74/40 ● red	59108 2	40	90	20	19	38	6.5	6	0.1
74/40	● yellow 59110 5	74/40	● orange 59113 6	74/40	● black 59111 2					
74/40	● green 59112 9	74/40	● purple 59115 0	74/40	● grey 58979 9					
74/40	● blue 59109 9	74/40	○ white 58978 2	74/40	● brown 59114 3					
74BS/40	74BS/40 ● red	77569 7	40	89	20	20	39	4.76	6	0.099
74BS/40	● yellow 77567 3	74BS/40	● orange 77572 7	74BS/40	● black 77575 8					
74BS/40	● green 77570 3	74BS/40	● purple 77573 4	74BS/40	● grey 77576 5					
74BS/40	● blue 77571 0	74BS/40	○ white 77574 1	74BS/40	● brown 77577 2					
74/40HB/75	74/40HB/75 ● red	59116 7	40	126	20	19	75	6.5	6	0.11
74/40HB/75	● yellow 58031 4	76/40HB/75	● orange 58985 0	74/40HB/75	● black 58980 5					
74/40HB/75	● green 58984 3	74/40HB/75	● purple 58986 7	74/40HB/75	● grey 58988 1					
74/40HB/75	● blue 59117 4	74/40HB/75	○ white 58987 4	74/40HB/75	● brown 58032 1					
74BS/40HB/75	74BS/40HB/75 ● red	79584 8	40	125	20	20	76	4.76	6	0.108
74BS/40HB/75	● yellow 85581 8	74BS/40HB/75	● orange 85583 2	74BS/40HB/75	● black 85586 3					
74BS/40HB/75	● green 85582 5	74BS/40HB/75	● purple 58986 7	74BS/40HB/75	● grey 85598 6					
74BS/40HB/75	● blue 82561 3	74BS/40HB/75	○ white 85585 6	74BS/40HB/75	● brown 85599 3					
74LB/40	74LB/40 ● red	34970 6	40	120	20	19	38	6.5	6	0.109
74LB/40	● yellow 50335 1	74LB/40	● orange 50332 0	74LB/40	● black 50299 6					
74LB/40	● green 50306 1	74LB/40	● purple 50333 7	74LB/40	● grey 50309 2					
74LB/40	● blue 50300 9	74LB/40	○ white 50334 4	74LB/40	● brown 50305 4					
VARIANTS:										
LockReg	LockReg: Closure numbers are noted and saved									
	LockReg expanded: Closure numbers are noted and saved, incl. code marking on the lock									
GL	74/40 keyed alike									
GL according to design	74/40 keyed alike according to specification									
MK / GMK	74/40 master key system codified									
	74/40 general master key system codified									
SupportBox	Delivery in SupportBox (see page 44)									



74/40 red



74/40 open

TECHNOLOGY & DETAILS

- Aluminium body: very lightweight yet sturdy
- Plastic casing in 10 different colours ●●●●●●●●●●
- Automatic locking for user convenience and key retention function for greater safety
- Precision cylinder with six pins
- Electrically insulated, extremely heat-resistant – use even in hot and electrical environments
- Thanks to FDA-approved lubricant and good detectability, it is suitable for the food industry

THE ADDED VALUE FOR YOU

Not a conventional plastic lock – thanks to the aluminium body, the 74 series is significantly more durable and long-lasting.

72/40 SAFETY LOCKS EXCELLENT ENGRAVING PROPERTIES

The 8 intense colours of the 72 series provide a high recognition factor. Since it can be combined with the 74 series within one master key system, it forms the optimal expansion to the safety lock series.



72/40



72/40HB75



72/40IB40

TECHNOLOGY & DETAILS

- Lock body made from special aluminium – light weight but high security
- Available in eight different colours ●●●●●●●●
- Automatic locking without a key by pressing down on the shackle
- Resistant eloxal layer provides good corrosion protection

THE ADDED VALUE FOR YOU

Locks from the 72/40 series are an alternative to the plastic-covered safety locks. Anodised bodies for excellent corrosion protection and brilliant colours, great engraving properties and large engraving surfaces offer an abundance of design freedom for the various applications in your business.

Item	Item description	EAN 4003318	Padlock dimensions in mm					Locking elements	Weight in kg	
			Width of lock body	Total height	Depth of lock body	Horizontal shackle clearance	Vertical shackle clearance			Shackle diameter
72/40	72/40 ● red	43602 4	38.5	73	19	20	26	6.5	6	0.114
72/40	● yellow 43603 1	72/40	● orange	43601 7	72/40	● brown	01832 9	6.5	6	0.114
72/40	● green 43600 0	72/40	● purple	43598 0						
72/40	● blue 43599 7	72/40	● black	43959 9						
72/40HB40	72/40HB40 ● red	43608 6	38.5	86						
72/40HB40	● yellow 43609 3	72/40HB40	● orange	43607 9	72/40HB40	● brown	01836 7	6.5	6	0.12
72/40HB40	● green 43606 2	72/40HB40	● purple	43604 8						
72/40HB40	● blue 43605 5	72/40HB40	● black	43960 5						
72/40HB75	72/40HB75 ● red	18691 2	38.5	121						
72/40HB75	● yellow 18692 9	72/40HB75	● orange	74190 6	72/40HB75	● brown	85600 6	6.5	6	0.139
72/40HB75	● green 70556 4	72/40HB75	● purple	81147 0						
72/40HB75	● blue 70555 7	72/40HB75	● black	70554 0						
Aluminium shackle	72AS/40 colour, all colours	on request	38.5	73						
	72AS/40HB40 colour, all colours	on request	38.5	86	19	20	40	6.5	6	0.099
Stainless- steel shackle	72IB/40 colour, all colours	on request	38.5	73	19	20	26	6.5	6	0.115
	72IB/40HB40 colour, all colours	on request	38.5	86	19	20	40	6.5	6	0.121
	72IB/40HB75 colour, all colours	on request	38.5	121	19	20	75	6.5	6	0.138

Versions

LockReg	LockReg: Key codes are noted and saved.
	LockReg enlarged: Key codes are noted and saved, lock body is engraved with key code.
KA	72/40 keyed alike
KA according to sample	72/40 keyed alike according to specification
Keying Systems	72/40 master key system with coined key codes at the key head 72/40 grand master key system with coined key codes at the key head
Support box	Shipment in support-box (min. 90 locks)

72/30 SAFETY LOCKS SIMPLE, COMPACT ADDITION

For situations in which the selected safety locks are too large, 72/30 locks are the ideal addition. With a body width of only 32 mm and a shackle diameter of 4.76 mm, they also fit in cabinets or small eyelets.



72/30



72/30HB50



72/30CAB

TECHNOLOGY & DETAILS

- Very lightweight and yet robust thanks to its aluminium body
- 8 different colours ●●●●●●●●
- With key retention for increased safety
- Resistant eloxal layer provides good corrosion protection

THE ADDED VALUE FOR YOU

The locks of the 72 series are extremely robust yet still light thanks to their aluminium body. With the various shackle variants, they are thus the perfect addition to the rest of the safety locks, as they fit easily into every environment.

Item	Item description	EAN 4003318	PL dimensions in mm					Locking elements	Weight in kg	
			Lock body thickness	Total height	Lock thickness	Clear shackle width	Clear shackle height			Shackle thickness
72/30	72/30 ● red	82209 4	32	65	16	17	26.5	4.76	5	0.066
72/30	● yellow 82210 0	72/30	● orange	82220 9	72/30	● brown	82223 0			
72/30	● green 82218 6	72/30	● purple	82221 6						
72/30	● blue 82219 3	72/30	● black	82222 3						
72/30HB50	72/30HB50 ● red	87445 1	32	89	16	17	51	4.76	5	0.069
72/30HB50	● yellow 87447 5	72/30HB50	● orange	87449 9	72/30HB50	● brown	87452 9			
72/30HB50	● green 87448 2	72/30HB50	● purple	87450 5						
72/30HB50	● blue 87446 8	72/30HB50	● black	87451 2						
72AS/30HB38	72AS/30HB38 ● red	87453 6	32	78	16	17	39	4.76	5	0.055
72AS/30HB38	● yellow 87447 5	72AS/30HB38	● orange	87449 9	72AS/30HB38	● brown	87452 9			
72AS/30HB38	● green 87448 2	72AS/30HB38	● purple	87450 5						
72AS/30HB38	● blue 87446 8	72AS/30HB38	● black	87451 2						
72IB/30	72IB/30 ● red	87461 1	32	65	16	17	26.5	4.76	5	0.066
72IB/30	● yellow 87463 5	72IB/30	● orange	87465 9	72IB/30	● brown	87468 0			
72IB/30	● green 87464 2	72IB/30	● purple	87466 6						
72IB/30	● blue 87462 8	72IB/30	● black	87467 3						
72IB/30HB50	72IB/30HB50 ● red	87469 7	32	89	16	17	51	4.76	5	0.069
72IB/30HB50	● yellow 87471 0	72IB/30HB50	● orange	87473 4	72IB/30HB50	● brown	87476 5			
72IB/30HB50	● green 87472 7	72IB/30HB50	● purple	87474 1						
72IB/30HB50	● blue 87470 3	72IB/30HB50	● black	87475 8						
72/30CAB20	72/30CAB20 ● red	87477 2	32	flexible	16	flexible	flexible up to 100	4.76	5	0.078
72/30CAB20	● yellow 87483 3	72/30CAB20	● orange	87480 2	72/30CAB20	● brown	87484 0			
72/30CAB20	● green 87479 6	72/30CAB20	● purple	87481 9						
72/30CAB20	● blue 87478 9	72/30CAB20	● black	87482 6						
72/30CAB40	72/30CAB40 ● red	87485 7	32	flexible	16	flexible	flexible up to 180	4.76	5	0.082
72/30CAB40	● yellow 87487 1	72/30CAB40	● orange	87489 5	72/30CAB40	● brown	87492 5			
72/30CAB40	● green 87488 8	72/30CAB40	● purple	87490 1						
72/30CAB40	● blue 87486 4	72/30CAB40	● black	87491 8						
Options:										
	LockReg	LockReg: Closure numbers are noted and saved.								
		LockReg expanded: Closure numbers are noted and saved, incl. code marking on the lock								
	GL	72/30 keyed alike								
	GL according to design	72/30 keyed alike according to specification								
	MK / GMK	72/30 master key system codified								
		72/30 general master key system codified								
	SupportBox	Delivery in SupportBox (see page 44)								

FOR THE PERFECT ORGANISATION SUPPORT – MASTER KEY SYSTEMS

MASTER KEY SYSTEMS

Why an MK system?

Such a system is required if a master key that can open all installed locks is desired, e.g. for carrying out a safe emergency opening.

In a master key system, keyed-different (KD) and keyed-alike (KA) sets as well as combinations of the two can be combined.

Why do we need this?

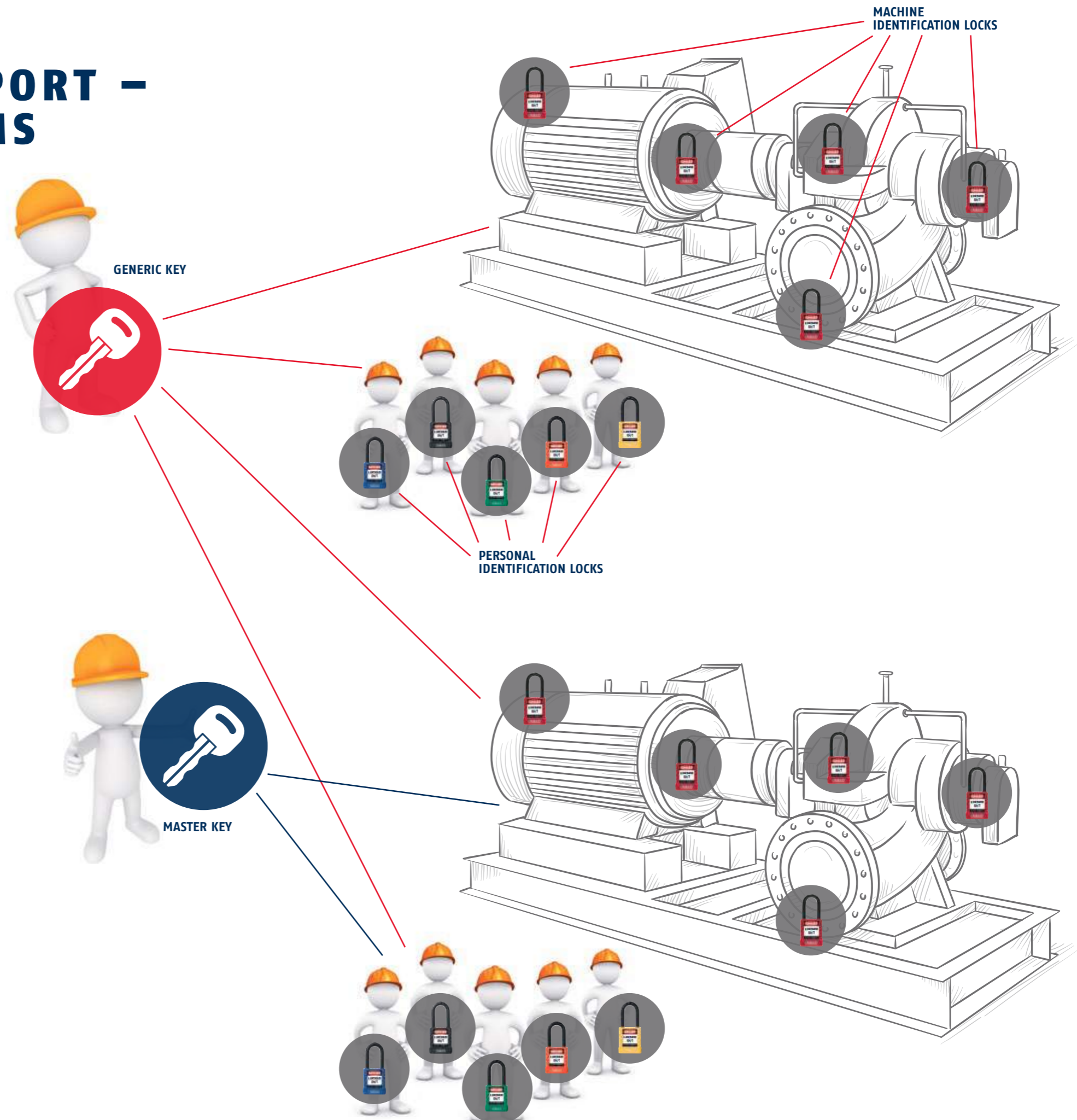
Carefully planned organisation of locks could save lives.

For example:

Personal identification locks (PIS) are ALWAYS keyed different (KD). So every employee has their own lock with their own key. This key will not fit into another employee's lock and vice versa. Machine identification locks (MIS) which are used to secure the machine against power reactivation can either be keyed different (KD) or keyed alike (KA) depending on your plans.


The use of a control key must be clearly regulated. It is locked away in a secure location (e.g. in a safe) and is only used if locks need to be opened in unforeseeable circumstances and the relevant employees are not present.

Allow our experts to advise you and find the perfect solution.



THE LOCKOUTS FOR CIRCUIT BREAKERS

The small and handy circuit breaker lockouts are suitable for all standard and miniature circuit breakers. With the new E203 lockout, you can secure your circuit breakers vertically and horizontally via the multifunction eyelet. This enables you to lock several circuit breakers in a row using several lockouts and a cable lock.



E203 closed



E203 open



E201



E202

TECHNOLOGY & DETAILS

- High-quality materials: durable, robust, non-conductive
- Easy to use with screw mechanism for safe (tool-free) mounting
- For padlocks with shackle diameters of up to 7 mm

THE ADDED VALUE FOR YOU

You can secure the E203 with a cable lock or a cable lockout. This allows you to lock several circuit breakers in a row.

Item	Item description	EAN 400318	Outer dimensions					Colour	
			No. of padlock insert holes	Padlock insert holes in mm	Length mm	Width mm	Depth mm		Max thickness of connection rod:
E203	Universal circuit breaker lockout device E203 for single-pole and multi-pole circuit breakers	77795 0	1*	5 or 7	53	35	17		red
E201	Circuit breaker lockout device for single-pole circuit breakers	00368 4	1	7	70	26	32		red
E202	Multi-pole circuit breaker lockout device	00401 8	2	7	55	32	31	9 mm	red/black

*dependent on the shackle diameter

NEW IN THE LOTO WORLD. SIMPLY. GREAT.

The first universal lockout device for motor circuit breakers.



E245

TECHNOLOGY & DETAILS

- The E245 is placed on the motor circuit breaker, clamped using the locking mechanism, and secured using a padlock
- For all motor circuit breakers with a height or switch front of 45 mm

THE ADDED VALUE FOR YOU

With the ABUS E245, you will achieve a significantly higher level of security when it comes to electrical isolation. Motor circuit breakers cannot simply be switched off any more.

NEW

With the ABUS E245, unsolvable becomes simply great.

Item	Item description	EAN 400318	Outer dimensions			Colour
			Length mm	Width mm	Depth mm	
E245	E245 motor circuit breaker lockout	89481 7	57	43	43	red/black



THE LOCKOUTS FOR FUSES

E218 and E233 are the perfect choice for securing fuses. Several screw bases can be secured in series with the flexible holder using a cable lock. To ensure clear communication, the lockouts are equipped with a corresponding warning sign.



E233

E218

TECHNOLOGY & DETAILS

- Easy to use: The lockout device is screwed into the screw base and prevents the fuse cartridge from being inserted
- Includes a holder for padlocks with shackle diameters up to 6.5 mm
- Padlock holder can be rotated as required
- Includes a handy special key which can be stored on the fitted shackle if necessary

THE ADDED VALUE FOR YOU

- 2-in-1: Thanks to the stepped thread diameters, each locking device covers two standard screw threads:
- E218 for E14 and E18 threads (for D01 + D02 screw fuses, NEOZED System)
 - E233 for E27 and E33 threads (for DII + DIII screw fuses, DIAZED System).

Item	Item description	EAN 400318	Outer dimensions			Colour		
			Number of hanging points	Hanging points in mm	Length in mm		Width in mm	Depth in mm
E218	D0 fuse lockout for screw fuses D01+D02 (NEOZED system)	83677 0	1	7	52	25	25	red/ yellow
E233	D fuse lockout for screw fuses DII+DIII (DIAZED system)	83680 0	1	7	61	40	40	red/ yellow

THE LOCKS FOR VALVES

The ABUS valve lockouts cover the wide range of different valves. We can offer you the right solution for every valve.



V303



V423



V442



V500



V500 set



TECHNOLOGY & DETAILS

Straight way valves

- High-quality polypropylene: long-lasting, robust, non-conductive
- Five sizes: Handwheels of 1 to 13 inch valves
- Padlocks can be comfortably inserted thanks to the 9 mm hole diameter
- Release point for handwheels with spindle
- Self-adhesive warning labels in various languages

Ball valves

- Different versions depending on application scenario and operating steps

The universal solution which fits on every valve handle

- V500 – for virtually all handle sizes and shapes
- Creates a mounting point on the handle which is secured against a counterpoint using a cable lockout
- Wide adjustment range
- Large, specially shaped contact surfaces (rubberised on one side) for the ideal valve handle grip
- Ergonomically shaped rotary handle for quick adjustment
- Intuitive and user-friendly

THE ADDED VALUE FOR YOU

Products to secure a very wide range of valves enable quick and practical protection.

Item	Item description	EAN 400318	Outer dimensions			Other dimensions		Colour		
			Number of hanging points	Hanging points in mm	Length in mm	Width in mm	Depth in mm		Inner height in mm	Inner ø in mm
V303	Gate valve lockout for straight way valves 1" to 2.5"	00362 2	1	9	121	80	36	22	70	red
V305	Gate valve lockout for straight way valves 2.5" to 5"	00364 6	1	9	185	142	51	31	130	red
V307	Gate valve lockout for straight way valves 5" to 6.5"	00365 3	1	9	225	181	61	42	170	red
V310	Gate valve lockout for straight way valves 6.5" to 10"	00366 0	1	9	319	277	77	55	267	red
V313	Gate valve lockout for straight way valves 10" to 13"	00367 7	1	9	406	364	77	53	350	red
V423	Small ball valve lockout 0.25" to 1", made of metal	00299 1	1	7	90	52	63			red
V426	Large ball valve lockout 1.25" to 3", made of metal	00300 4	1	7	148	125	122			red
V442	Small ball valve lockout, made of plastic	00452 0	1	7	135	104	78			red
V448	Large ball valve lockout, made of plastic	00453 7	1	8	305	221	114			red
V500	Universal ball valve lockout device	87151 4	1	7	75	72	36			red
V500 set	Universal ball valve lockout set with the C506 Safelex™ cable lockout device	87152 8	6	9						red/black

THE LOCKS FOR CONNECTIONS

The ABUS product range is also expanding in the field of plug lockouts: the new P600 plug lockout for industrial plugs is space-saving, intuitive, and suitable for all standard plug sizes.



TECHNOLOGY & DETAILS

Plug locks

- Two sizes: for standard plug 110/220 V up to industrial plugs 550 V (a comparison of the plug and locking dimensions is recommended before ordering)
- Cable feed at both ends to secure plug connections
- For up to four padlocks with shackle diameters of up to 9 mm

Gas cylinder lockout

- High-quality polypropylene: long-lasting, robust, non-conductive
- For a padlock with a shackle diameter of up to 9 mm

Control panel lockouts

- Lockouts to prevent the use of large plugs and control panels
- Available in two sizes
- Made of lightweight material (polyester)
- Flexible, water-repellent and resistant to heat and dirt
- Closable thanks to the strap
- For padlocks with diameters of up to 7 mm

P600 plug lockout

- To lock out industrial plugs from 16A (3-pole) to 125A (5-pole)
- For a padlock
- Light, handy and space-saving



P600



P616



P110




P606

Item	Item description	EAN 400318	Outer dimensions			Other dimensions		Colour		
			Number of hanging points	Hanging points in mm	Length in mm	Width in mm	Depth in mm		Inner height in mm	Inner ø in mm
P110	Small plug lockout, up to 110 V	00450 6	2	9	89	81	51	12	42	red
P550	Large plug lockout	00451 3	4	9	175	116	84	25	74	red
P600	Universal industrial plug lockout 16-32 A (3-pole) and 60-125 A (5-pole)	85033 2	1	7	55	39	27			yellow
P606	Gas cylinder lockout	00449 0	1	9	159	132	88	78	139	red
P616	Small control panel lockout	86524 4	1	7	450	160	160			red
P625	Large control panel lockout	86525 1	1	7	450	250	250			red

THE UNIVERSAL SOLUTION – CABLE LOCKOUTS

With the cable lockouts, you can lock a very wide range of energy sources. From handwheels to ball valves. These lockouts are suitable for virtually all mechanical locking processes.



C503

C523

C553

TECHNOLOGY & DETAILS

Safelex™ universal cable lockout

- Simple, intuitive design
- Patented clamping mechanism for securely fixing the cable
- Retightening possible at any time, even when locked
- Either insulated metal cable or plastic cable – available in various lengths and interchangeable if necessary
- The nylon version is particularly suitable in the electrical sector
- For up to six padlocks

Standard cable lockouts

- Simple, intuitive design
- Insulated, replaceable metal cables in various lengths
- You can easily shorten the nylon cable on your own
- For up to six padlocks

THE ADDED VALUE FOR YOU

Is there no suitable locking solution at the moment? Sure there is – with the universal lockouts, you can secure everything for which there are special solutions.

Item	Item description	EAN 400318	Outer dimensions			Other dimensions		Colour		
			Number of hanging points	Hanging points in mm	Length in mm	Width in mm	Depth in mm		Cable length in cm	Cable Ø in mm
C503	Safelex™ universal cable lockout with 1 m coated steel cable	00347 9	6	9	128	61	26	100	4.1	red/black
C506	Safelex™ universal cable lockout with 2 m coated steel cable	00348 6	6	9	128	61	26	200	4.1	red/black
C509	Safelex™ universal cable lockout with 3 m coated steel cable	00349 3	6	9	128	61	26	300	4.1	red/black
C515	Safelex™ universal cable lockout with 5 m coated steel cable	00353 0	6	9	128	61	26	500	4.1	red/black
C523	Safelex™ universal cable lockout with 1 m non-conductive nylon cable	77842 1	6	9	128	61	26	100	4.6	red/black
C526	Safelex™ universal cable lockout with 2 m non-conductive nylon cable	77843 8	6	9	128	61	26	200	4.6	red/black
C553	Standard cable lockout with 1 m coated steel cable	00355 4	6	7	128	61	16	100	4.1	red
C556	Standard cable lockout with 2 m coated steel cable	00356 1	6	7	128	61	16	200	4.1	red
C559	Standard cable lockout with 3 m coated steel cable	00359 2	6	7	128	61	16	300	4.1	red
C565	Standard cable lockout with 5 m coated steel cable	00361 5	6	7	128	61	16	500	4.1	red
REPLACEMENT CABLE:										
C503SC	1 m replacement cable for C503 Safelex™	85615 0						100	4.1	
C506SC	2 m replacement cable for C506 Safelex™	85616 7						200	4.1	
C509SC	3 m replacement cable for C509 Safelex™	85617 4						300	4.1	
C515SC	5 m replacement cable for C515 Safelex™	85618 1						500	4.1	
C523SC	1 m replacement nylon cable for C523 Safelex™	85619 8						100	4.6	red
C526SC	2 m replacement nylon cable for C526 Safelex™	85620 4						200	4.6	red

THE LOCKS FOR ISOLATOR SWITCHES

In order to always provide you with the right solution for your different applications, ABUS offers you the isolator switch locks made of various materials in two sizes.



H701

H712

H751

H770

TECHNOLOGY & DETAILS

- For up to six padlocks
- High-quality materials for different fields of application
- Comes in two sizes in metal variant, optionally comes with engaging clamps for additional protection in steel variant

THE ADDED VALUE FOR YOU

Multiple locking is useful for applications where you need to hang more than one padlock. Isolator switch locks turn one mounting point into six.

Item	Item description	EAN 400318	Outer dimensions			Colour		
			Number of hang- ing points	Hanging points in mm	Length in mm		Width in mm	Depth in mm
H701	Small isolator switch locking device, 1", made of sheet steel	35766 4	6	9	115	45	10	red
H702	Large isolator switch locking device, 1.5", made of sheet steel	35768 8	6	9	128	60	10	red
H711	Small isolator switch locking device, 1", made of sheet steel with clips	33551 8	6	9	118	45	12	red
H712	Small isolator switch locking device, 1.5", made of sheet steel with clips	33552 5	6	9	131	60	12	red
H751	Small aluminium isolator switch locking device	00302 8	6	9	112	40	10	red
H752	Large aluminium isolator switch locking device	00340 0	6	9	124	50	10	red
H770	Isolator switch locking device made of plastic, non-conductive	00346 2	6	9	177	44	12	signal orange

SAFETY REDBOX™ – FOR THE EFFICIENT ORGANISATION OF GROUP LOCKOUT

The SAFETY REDBOX™ is an outstanding aid when it comes to machine maintenance: within it, you can safely store all keys from the shutdown locks during the maintenance period. You can also use it to store machine locks when they are not in use. With the provided wall mount, you can create a defined point at each machine, and will thus have access to the right number of required machine locks.



GROUP LOCKOUT

The principle of group lockout processes is to separate conventional personal identification locks (PIS) from the additional machine identification locks (MIS). The PIS are for every single employee and show which person is undertaking maintenance or repair work when hung up. The MIS are used to prevent reactivation of the energy supplies to the machines and installations.

In a group lockout, the keys for the MIS are locked away inside the SAFETY REDBOX™. Each employee involved can then secure their personal lock on the SAFETY REDBOX™. In this way, the keys are safely locked away for later opening of the machine locks until the last employee has removed their personal lock. You can also immediately see which employee is working on the machine. Thanks to the wall mount, the SAFETY REDBOX™ provides even greater process safety.

TECHNOLOGY & DETAILS

- High level of stability in spite of low weight
- Ergonomic and space-saving fold-away handle
- Inside is exposed to light from all sides for better visibility of contents
- Innovative and secure locking mechanism for the lid
- Patented wall bracket for fixed point of reference and thus efficient and clearer organisation of group lockout

THE ADDED VALUE FOR YOU

The ergonomically designed carrier handle, the large fields of vision to monitor key presence and the particularly efficiently opening cover mark the SAFETY REDBOX™ as the ideal solution.



SAFETY REDBOX™



SAFETY REDBOX™ wall bracket

Item	Item description	EAN 400318	Outer dimensions			Colour		
			Number of hanging points	Hanging points in mm	Length in mm		Width in mm	Depth in mm
B835	SAFETY REDBOX™ group lockout box	00298 4	12	7	240	174	94	red
B835WB	Replacement wall mount for B835 SAFETY REDBOX™	77771 4			174	40	20	red

B810 LOCKOUT AT ITS BEST

Work release notes in simple combination with pinpoint storage of machine and installation locks.



TECHNOLOGY & DETAILS

- 2 in 1: Incorporates permit-to-work procedures into standard group lockout – easiest way to combine both
- For up to 23 personal locks – locking both: equipment lock keys and A4 work permit form
- Handy design and size
- Thanks to enclosed wall-bracket suitable for stationary and mobile use
- Made of powder-coated steel sheet: robust and long-lasting

NEW

THE ADDED VALUE FOR YOU

Permit boxes help reduce time to complete group lockout procedures from start to finish. When placed near production equipment or somewhere in the facility where maintenance works is done regularly, permit boxes help minimise movement of equipment and personnel throughout the plant and give transparency to the involved workers. B810 Permit Redbox™ provides a place to keep equipment locks, secure the keys of placed locks and display corresponding work permits.




PERMIT REDBOX™ wall bracket

B810

Item	Item description	EAN	Contents	Weight	Dimensions	Wall mount dimensions	Colour
B810 Permit Redbox™	-	88882 3	1	3.8 kg	380 mm x 240 mm x 68 mm	174 mm x 40 mm x 10 mm	red

TAGOUT – THE IDENTIFICATION LABELS

Our strong, tear-resistant and writeable identification labels (tags) in two different sizes and five languages made of polypropylene. This improves safety during maintenance: You can write hints and warnings on the tags or label them with an employee's name or a department. Includes a resealable dispenser in which the identification labels are kept.



T150

T100

TECHNOLOGY & DETAILS

- Made of indestructible polypropylene synthetic paper
- With labelling fields on the back
- Available in two sizes and five languages
- Reclosable box with 9 mm punch hole for hooks
- In accordance with ASR A1.3 Labelling Directive, point 3.3. and point 5/5.1, section 6, 8, 9 DIN EN ISO 7010

THE ADDED VALUE FOR YOU

These labels are immediately visible and can be attached to every padlock. The tags are either permanent or erasable depending on the pen type used. This allows you to remove the text as needed and reuse the tags.



Item	Item description	EAN 400318	Contents	Dimensions TAGS		Dimensions DISPENSER Box			Colour
				Length in mm	Width in mm	Length in mm	Width in mm	Depth in mm	
T100 German	LOTO padlock small German in dispenser box	77806 3	100 padlocks	140	32	144	33	29	white
T100 French	LOTO padlock small French in dispenser box	77808 7	100 padlocks	140	32	144	33	29	white
T100 English	LOTO padlock small English in dispenser box	77807 0	100 padlocks	140	32	144	33	29	white
T100 Spanish	LOTO padlock small Spanish in dispenser box	78298 5	100 padlocks	140	32	144	33	29	white
T100 Swedish	LOTO padlock small Swedish in dispenser box	77809 4	100 padlocks	140	32	144	33	29	white
T150 German	LOTO padlock large German in dispenser box	77798 1	100 padlocks	146	76	149	78	29	white
T150 French	LOTO padlock large French in dispenser box	77802 5	100 padlocks	146	76	149	78	29	white
T150 English	LOTO padlock large English in dispenser box	77801 8	100 padlocks	146	76	149	78	29	white
T150 Spanish	LOTO padlock large Spanish in dispenser box	78299 2	100 padlocks	146	76	149	78	29	white
T150 Swedish	LOTO padlock large Swedish in dispenser box	77803 2	100 padlocks	146	76	149	78	29	white

LOTO KITS - INDIVIDUALLY ASSEMBLED

Compact and effective solutions are required for use in construction projects or for maintenance and repair of machinery and equipment used outside. ABUS developed the LoTo bags for particularly such purposes. These are suitable for occupational safety accessories such as safety locks, Safelex™ cable, tags and other locks.



TECHNOLOGY & DETAILS

- Bags available in two sizes
- Lightweight material (polyester)
- Thanks to the polyurethane coating, the bag is extremely flexible, water-repellent and resistant to heat and dirt
- 2-way zip
- Belt loop on the back

THE ADDED VALUE FOR YOU

The ideal solution to always have everything at hand – we would be delighted to configure the perfect set to suit your needs.



SL bag 130



SL bag 120

Item	Item description	EAN 400318	Dimensions BAG			Contents	Colour
			Length in mm	Width in mm	Depth in mm		
SL bag 120	Small LoTo bag with zip	72656 9	180	120	45	empty	red
SL bag 130	Large LoTo bag with zip	77235 1	190	190	85	empty	red



LoTo set: "mechanically small"



LoTo set: "electrically small"



LoTo set: "mechanically large"



LoTo set: "electrically large"

LoTo sets

Be it for mechanical or electrical lockout devices, be it with key-alike or key-different locks, no matter what lock colour or shackle variant you want – put together the LoTo kit that is right for you. So you always have exactly the lockout devices and locks you need for on the go. We will gladly advise you on how to build your personal kit.

**INFO: THE FOUR FITTINGS ARE EXEMPLARY!
THE LISTED ARTICLES ARE VIA ORDER
THE BAGS ARE NOT INCLUDED.**

You can find the order form for creating your personalised set at abus.com in the "Lockout/Tagout" section.

An Händler:	
Kunden-Nr.:	
Bezeichnung	
LOTO Kits	
Elektrisch	
Tasche SL Bag 130, groß	Farbe:
Tasche SL Bag 120, klein	Farbe:
für den Inhalt:	
Schloss: 76/A0	Bügel:
Schloss: 72/130	Bügel:
Hauptschalterverriegelung H770	
Hauptschalterverriegelung E201, einpolig	
Schutzschalterverriegelung E202, mehrpolig	
Schutzschalterverriegelung E203, universell	
Schutzschalterverriegelung D01+D02 E218	
Schutzschalterverriegelung D01+D02 E231	
Schutzschalterverriegelung D01+D02 E233	
Schutzschalterverriegelung D01+D02 E235 (Spolig) P600	

LOCKPOINT – THE STORAGE SYSTEM

Having direct access to all necessary materials and documents is a challenge for every company. The solution: flexible, adjustable, adaptable – the ABUS LockPoint. Thanks to the optional frame, the LockPoint is always where you need it – directly at your machine. Made out of solid steel, it is perfect for use in industrial environments.



LockPoint SingleWall | 82629

LOCKPOINT SINGLEWALL




incl. wall mount

Designated for:



LOCKPOINT

+ wall bracket, feet or double rollers
(Please specify version when ordering)



Wall mount | 77944



LockPoint feet RL | 77952



LockPoint frame with double rollers | 77963

TECHNOLOGY & DETAILS

- Modular system for storing lockout/tagout locks and locking devices
- Stable, durable and easy-to-clean metal storage solution
- Customisable design according to customer's wishes for every LockPoint
- 2 different sizes and 3 variants
- The LockPoint can be combined with documents, work instructions, permit-to-work procedures and group processes
- Complies with the 60-second rule, whereby all materials should be available within one minute

THE ADDED VALUE FOR YOU

Any work environment in the lockout/tagout area can be purposefully and efficiently designed due to the modular design of the ABUS LockPoint. You have the option to attach padlock traverse bars, baskets with optional basket separators or even document holders. The LockPoint thus becomes your very own safety centre.

To the LockPoint video



Item	Description	Combi-nable	EAN 4003318
LOCKPOINT •			
LockPoint basic set	Consists of: Two-piece perforated wall, two-piece side stands, 1 x "LockPoint" display attachment, 1 x "LockPoint" insert, 1 x traverse lock store for up to 20 locks	•	77966
+ VERSION (important: Specify when selecting the LockPoint basic set)			
LockPoint wall mount	Set consists of 6 wall mounts including bolts for the LockPoint	•	77944
LockPoint feet RL set, two-piece	Two-part standing feet set R/L for the LockPoint	•	77952
LockPoint chassis with double rollers	Two-part roller frame for the LockPoint	•	77963
LOCKPOINT SINGLEWALL •			
LockPoint SingleWall basic set	Consists of: one-piece perforated wall, two-piece side stands, 1 x "LockPoint" decal 1 x traverse lock store, 4 x wall mounts with bolts	•	82629
+ PRODUCT LEVEL OPTION			
LockPoint traverse lock store	Lock store for up to 20 locks, height-adjustable	••	77947
LockPoint bin	Product chute (internal and external bin)	•	77948
LockPoint bin compartment 40 cm	Product chute dividers	•	77949
LockPoint bin for the SingleWall	Product chute (half depth for SingleWall)	•	82625
+ ORGANISATIONAL LEVEL OPTION			
LockPoint DIN A4 document pocket	Set with 10 pcs (5 x blue, 5 x red) removable document pockets for DIN A4 paper	••	77953
LockPoint document pocket bracket	Bracket for up to 10 document pockets	••	77964
LockPoint DIN A4 writing shelf	Height-adjustable DIN A4 writing pad	•	77946
Bracket for isolator switch locking devices (Eurocode)	Insertable hooks for storing circuit breaker lockouts such as the H701, etc.	••	28246
Bracket for LOTO tags	LockPoint bracket for LOTO tag dispenser boxes	••	86796

ABUS SUPPORTBOX



SupportBox | 88486 3

In order to simplify distribution of your individual safety padlocks to employees, ABUS has developed an innovative form of packaging: the ABUS SupportBox.

Thanks to the unique lock packaging, you can instantly see which lock should be assigned to which employee and which machine – this significantly reduces the amount of organisational work you have to do.

You can add the ABUS SupportBox as an alternative form of packaging from an order quantity of 100 locks.

ABUS TRAININGSTOWER



Front of the TrainingsTower



Back of the TrainingsTower



The ABUS TrainingsTower offers realistic, practical lockout/tagout training. It is suitable for yearly instruction, follow-up training or general briefing and instruction of outside companies, for example.

The ABUS TrainingsTower gives you the option of covering both simple and complex LoTo processes. Electrical and mechanical energy points are included for this purpose.

Training can therefore be successfully conducted outside of normal operations.

Your ABUS TrainingsTower is ready and waiting, we will be happy to advise you.

ABUS EMMA



Are you planning an event to remember and wish to present the topic of occupational safety?
With ABUS, you can turn your event into a show and allow your employees to experience Lockout/Tagout!

Our mighty 650 kg lady "EMMA" offers you the chance to simulate everyday isolating procedures in a fun,
playful way. The mechanical and electrical energy sources are secured under steam and acoustics.
If everything runs on time, we also have a wonderful competition known to awaken participants' ambition.

In addition, a guide/moderator is always provided alongside EMMA. We would be delighted to help you
plan your next show.

Simply contact us!



START NOW – LOOK AFTER YOUR EMPLOYEES AND PROTECT THEIR HEALTH!

WE WILL BE THERE TO HELP YOU.

ABUS LOCKOUT/TAGOUT WITH SYSTEM. ON THREE PILLARS.

1. Series 76, 74 and 72: the perfect safety lock for all applications. For clear, non-verbal communication.
2. Locking devices: For large-scale systems, main switches, handwheels, valves, fuses, control panels and plugs.
3. Storage and organisation: Thanks to the ABUS LockPoint, all materials are ready to hand within 60 seconds. All important information in one place. Group lockout process: with the B835 Safety Redbox™ and B10 Permit Redbox™, you can efficiently and securely organise the group lockout.

NOTHING BUT PADLOCKS
padlocks.co.uk/products/safety-padlocks

9-15 Grundy Street
Liverpool
L5 9SG
United Kingdom

+44 151 266 8606
info@padlocks.co.uk